


Section: Reports
Lesson: Content of Reports

THIS SECTION: REPORTS

THIS LESSON...

CONTENT OF QB REPORTS

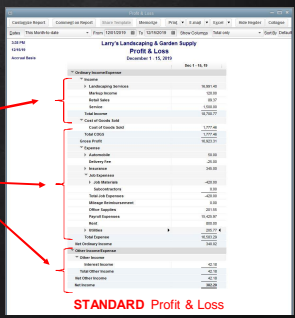


teaching bsns basics


QB REPORTS CONTENT

Report Groupings

- Company & Financial
- Profit & Loss
 - Income
 - Expenses
 - Other Income and Expenses



STANDARD Profit & Loss

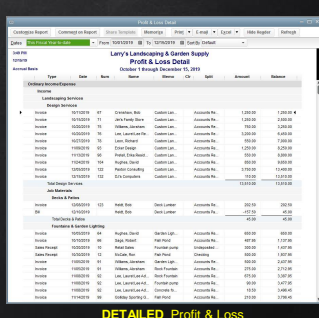


teaching bsns basics

QB REPORTS CONTENT

Report Groupings

- Company & Financial
- Profit & Loss
 - Income
 - Expenses
 - Other Income and Expenses



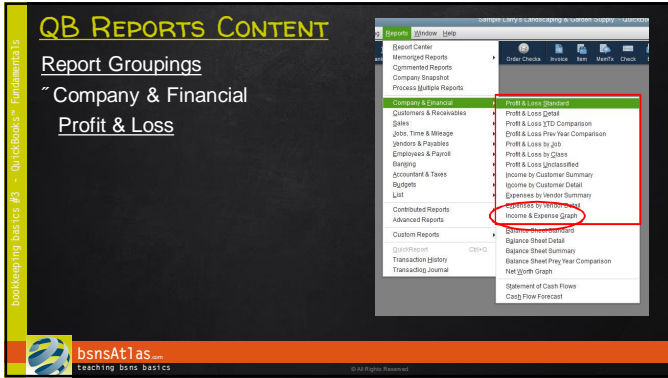
DETAILED Profit & Loss

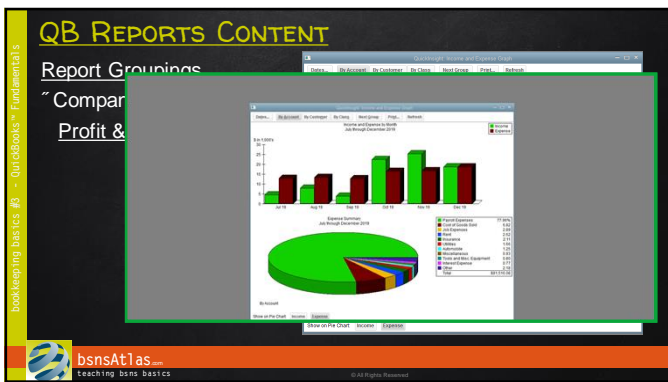


teaching bsns basics



Section: Reports
Lesson: Content of Reports









Section: Reports
Lesson: Content of Reports

QB REPORTS CONTENT

Report Groupings

- ~ Company & Financial
- ~ Customers and Receivables
- ~ Vendors and Payables



bsnsAtlas.com
teaching bsns basics

QB REPORTS CONTENT

Report Groupings

- ~ Company & Financial
- ~ Customers and Receivables
- ~ Vendors and Payables
- ~ Banking

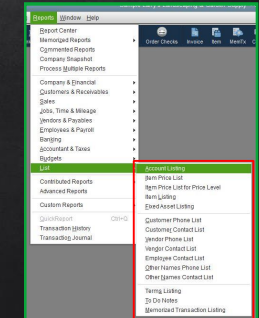


bsnsAtlas.com
teaching bsns basics

QB REPORTS CONTENT

Report Groupings

- ~ Company & Financial
- ~ Customers and Receivables
- ~ Vendors and Payables
- ~ Banking
- ~ Accountant and Taxes
- ~ Lists



bsnsAtlas.com
teaching bsns basics



Section: Reports
Lesson: Content of Reports

PRINTING REPORTS

- ~ Print to printer
- ~ Save as PDF file
- ~ Email as PDF file
- ~ Email as Excel file
- ~ Save as Excel file

Account	Type	Balance	Description	View
Checking	Bank	97,811.74	Check Deposits Bank	View/Compare
Savings	Bank	2,081.82	Check Deposits Bank	View/Compare
Check Exp/DebitCard	Bank	232.22	Check used for cash expense	View/Compare
Bank of America	Bank	1,500	Balance to Bank of America	View/Compare
Accounts Receivable	Accounts Receivable	33,852.28		View/Compare
Accounts Payable	Other Current Liability	39,800.00		View/Compare
Inventory Asset	Other Current Asset	6,847.00		View/Compare
Prepaid Insurance	Other Current Asset	900.00		View/Compare
Prepaid Freight	Other Current Asset	100.00		View/Compare
Stock	Investment	12,000.00		View/Compare
Trade Accounts Payable	Accounts Payable	17,702.00	Purchase Price of Asset	View/Compare
Accounts Payable	Accounts Payable	2,843.00		View/Compare
Gift Cert.	Other Asset	70.00		View/Compare
Equipment	Fixed Asset	70.00	Equipment	View/Compare
Equipment	Fixed Asset	47.00	ABC for Part-Time Manager	View/Compare
Equipment	Fixed Asset	21.00	ABC for Management Office	View/Compare
Equipment	Fixed Asset	8.00	ABC for Sales Office	View/Compare
Prepaid Landline	Other Current Liability	8.00		View/Compare
Prepaid Insurance	Other Current Liability	17,000.00	Insurance for both buildings	View/Compare
Prepaid Landline	Other Current Liability	2,221.47		View/Compare
Bank Term Note	Other Current Liability	2,287.73		View/Compare
Bank Loan	Long Term Liability	5,000.00	Prepayment Loan	View/Compare
Bank of America Loan	Long Term Liability	18,000.00		View/Compare
Equipment Loan	Long Term Liability	2,811.20		View/Compare
Change of Equity	Equity	97,200.00		View/Compare
Owner's Equity	Equity	-5,000.00		View/Compare
Owner's Equity	Equity	8.00		View/Compare
Owner's Equity	Equity	-5,000.00		View/Compare
Prepaid Insurance	Equity	8.00		View/Compare
Retained Earnings	Equity	-5,000.00		View/Compare
Retained Earnings	Equity	8.00		View/Compare
Retained Earnings	Equity	-5,000.00		View/Compare
Retained Earnings	Equity	8.00		View/Compare

COMING UP NEXT...

Format of QB Reports

